















































# Island countries guide

Country	Capital	Official languages	Ethnic groups	Religion	Government	Area / Water	Population / Density	GDP (PPP) / Per capita	GDP (nominal) / Per capita	Currency	Time zone	Driving side
 Antigua and Barbuda	St. John's	None (no legislation mentions an official language) (Vernacular - Antiguan and Barbudan, Working - English)	87.27% African (Black), 4.73% White (racial), 1.65% European (White), 6.35% Other	76.5% Christianity, 12.1% Other, 5.9% No religion, 5.5% Unspecified	Unitary parliamentary constitutional monarchy	440 km²	99,337 / 186/km²	\$2,731 billion / \$29,298	\$1,717 billion / \$18,416	East Caribbean dollar (XCD)	UTC-4 (AST)	left
 The Bahamas	Nassau	English	90.6% Black, 4.7% White, 2.1% Mixed, 1.9% Others, 0.7% Unspecified	95.8% Christianity, 80.0% Protestantism, 15.8% Other Christian, 3.1% No religion, 1.1% Others	Unitary parliamentary constitutional monarchy	13,878 km² / 28%	400,516 / 25.21/km²	\$12,612 billion / \$33,494	\$12,803 billion / \$34,102	Bahamian dollar (BSD)	UTC-5 (EST), Summer (DST) - UTC-4 (EDT)	left
 Bahrain	Manama	Arabic	53.2% Arabs: 47.4% Bahrainis, 5.8% other Arabs; 43.4% Asians; 1.4% Africans; 1.1% North Americans; 0.8% Europeans; 0.1% Others	69.7% Islam (official), 14.1% Christianity, 10.2% Hinduism, 3.1% Buddhism, 2.0% No religion, 0.9% Others	Unitary parliamentary semi-constitutional monarchy	785.08 km²	1,569,446 / 1,912.7/km²	\$78,760 billion / \$52,129	\$41,607 billion / \$27,538	Bahraini dinar (BHD)	UTC+3 (AST)	right
 Barbados	Bridgetown	English	92.4% Black, 3.1% Multiracial, 2.7% White, 1.3% Indian, 0.3% Others/Unspecified	75.6% Christianity, 20.6% No religion, 2.5% Others, 1.3% Unspecified	Unitary parliamentary republic	439 km²	287,025 / 660/km²	\$5,398 billion / \$18,798	\$5,207 billion / \$18,133	Barbadian dollar (\$)	UTC-4 (AST)	left
 Brunei Darussalam	Bandar Seri Begawan	Malay	65.7% Malays, 10.3% Chinese, 24.0% others	80.9% Sunni Islam (official), 7.1% Christianity, 7% Buddhist, 5% other (includes indigenous beliefs)	Unitary Islamic absolute monarchy	5,765 km² / 8.6%	460,345 / 72.11/km²	\$33,389 billion / \$74,952	\$35,555 billion / \$79,816	Brunei dollar (BND)	UTC+8 (Brunei Darussalam Time)	left
 Cape Verde	Praia	Portuguese	71% Creole or Mulatto, 28% African; 1% Portuguese or other European.	85.3% Christianity: 77.3% Catholicism, 8.0% Other Christian; 10.8% No religion; 3.9% Others	Unitary semi-presidential republic	4,033 km²	483,628 / 123.7/km²	\$4,323 billion / \$7,728	\$2,042 billion / \$3,651	Cape Verdean escudo (CVE)	UTC-1 (CVT), UTC-1 (not observed)	right
 Comoros	Moroni	Comorian, French, Arabic	86% Afro-Arab, 14% Malagasy	98% Islam, 2% Christianity	Federal presidential republic	1,861 km²	850,886 / 457/km²	\$2,446 billion / \$2,799	\$1,179 billion / \$1,349	Comorian franc (KMF)	UTC+3 (EAT)	right
 Cuba	Havana	Spanish	64.1% White, 26.6% Mixed, 9.3% Black	58.9% Christianity, 23.2% No religion, 17.6% Folk religions, 0.3% Others	Unitary Marxist-Leninist one-party socialist republic	109,884 km²	11,181,595 / 101.8/km²	\$254,865 billion / \$22,237	\$107,352 billion / \$9,478	Cuban peso	UTC-5 (CST), Summer (DST), UTC-4 (CDT)	right
 Cyprus	Nicosia	Greek, Turkish	Greek Cypriots, Turkish Cypriots, Armenian Cypriots, Maronite Cypriots	72.3% Christianity, 25.0% Islam, 1.9% No religion, 0.8% Other	Unitary presidential republic	9,251 km² / 0.11%	1,189,265 / 123.4/km²	\$43,802 billion / \$48,443	\$27,726 billion / \$30,663	Euro (€) (EUR)	UTC+2 (EET), Summer (DST) UTC+3 (EEST)	left
 Dominica	Roseau	English	86.6% African, 9.1% Multiracial, 2.9% Kallinago, 1.3% European or Other, 0.2% Unspecified	94.4% Christianity, 3.0% Folk religions, 1.7% Other, 0.9% None	Unitary parliamentary republic	750 km² / 1.6%	71,625 / 105/km²	\$688 million / \$9,726	\$485 million / \$7,860	East Caribbean dollar (XCD)	UTC-4 (AST)	left
 Dominican Republic	Santo Domingo	Spanish	70.4% Mixed, 58.0% Mestizo/indio(a), 2.4% Mulatto; 15.8% Black, 13.5% White, 0.3% Other	66.7% Christianity: 44.3% Roman Catholic, 21.3% Protestant, 1.1% Other Christian; 29.6% No religion, 0.7% Other, 2.0% Unspecified	Unitary presidential republic	48,671 km² / 0.7%	10,878,246 / 220/km²	\$215,999 billion / \$20,625	\$96,291 billion / \$9,195	Dominican peso	UTC - 4:00 (Atlantic Standard Time)	right
 Fiji	Suva	Fijian, English, Fiji Hindi	56.8% Indigenous Fijians, 37.5% Indo-Fijians, 1.2% Rotumans, 4.5% Others	64.4% Christianity: 34.6% Methodism, 29.8% Other Christian; 27.9% Hinduism; 6.3% Islam; 1.4% Others / None	Unitary parliamentary republic	18,274 km²	926,276 / 46.4/km²	\$9,112 billion / \$10,251	\$5,223 billion / \$5,876	Fijian dollar (FJD)	UTC+12 (FJT), Summer (DST) UTC+13 (FJST)	left
 Grenada	St. George's	English	82.4% African descent, 13.3% Mixed, 2.2% East Indian, 1.3% Other, 0.9% Unspecified	86.4% Christianity: 49.2% Protestantism, 37.2% Other Christian; 5.7% None; 1.2% Rastafari; 5.4% Others; 1.3% Unspecified.	Unitary parliamentary constitutional monarchy	348.5 km² / 1.6%	111,454 / 318.58/km²	\$1,801 billion / \$16,604	\$1,249 billion / \$11,518	East Caribbean dollar (XCD)	UTC-4 (AST)	left
 Haiti	Port-au-Prince	French, Haitian Creole	95% Afro-Haitians, 5% mixed and European Haitians	86.9% Christianity, 10.6% No religion, 2.2% Folk religions, 0.3% Others	Unitary semi-presidential republic	27,750 km² / 0.7%	11,439,646 / 382/km²	\$34,189 billion / \$2,962	\$22,431 billion / \$1,943	Gourde (G) (HTG)	UTC-5 (EST), Summer (DST) - UTC-4 (EDT)	right
 Iceland	Reykjavík	Icelandic	89% Icelandic, 5% Polish, 1% Lithuanians, 5% Others	75.1% Christianity: 63.5% Church of Iceland, 1.6% Other Christian; 21.5% No religion; 1.3% Astarianreligiö; 2.1% Others	Unitary parliamentary republic	102,775 km² / 2.07%	371,580 / 3.5/km²	\$19.8 billion / \$54,482	\$20.8 billion / \$57,189	Icelandic króna (ISK)	UTC± (GMT/WET)	right
 Indonesia	Jakarta	Indonesian	Over 1,300 ethnic groups	86.70% Islam; 17.2% Christianity; 1.74% Hinduism; 0.77% Buddhism; 0.04% Folk/Other; 0.03% Confucianism	Unitary presidential republic	1,904,569 km² / 4.85%	273,879,750 / 141/km²	\$3,995 trillion / \$14,535	\$1,289 trillion / \$4,691	Indonesian rupiah (Rp) (IDR)	UTC+7 to +9 (various)	left
 Ireland	Dublin	English, Irish, ISL, Ulster Scots, NISL, Shelta	96.4% White, 1.7% Asian, 1.1% Black, 0.8% Other	40.8% Catholic Church, 12.1% Presbyterian Church, 13.7% Church of Ireland, 3.0% Methodist Church, 5.8% Other Christian, 0.8% Other religion, 10.1% Non-religious, 6.8% Not stated	Unitary parliamentary democratic Republic	84,421 km²	6,572,728 / 77.8/km²	\$500 billion / \$99,239	\$476 billion / \$94,556	Euro (€) (EUR)	Irish Standard Time / British Summer Time (UTC+1) Greenwich Mean Time (UTC)	left
 Jamaica	Kingston	English	92.1% Afro-Jamaicans (incl. 25% mixed Irish Jamaican) 3.8% Chinese 3.3% Mixed 0.8% Other	68.9% Christianity: 64.8% Protestantism, 4.1% other Christian; 21.3% No religion; 1.1% Rastafarianism, 6.5% Others, 2.3% Not stated	Unitary parliamentary constitutional monarchy	10,991 km² / 1.5%	2,726,667 / 266/km²	\$26,981 billion / \$9,434	\$15,424 billion / \$5,393	Jamaican dollar (JMD)	UTC-5	left
 Japan	Tokyo	Japanese	98.1% Japanese, 0.5% Chinese, 0.4% Korean, 1.0% other (includes Filipino, Vietnamese, and Brazilian)	62% Irreligion, 31% Buddhism, 3% Shintoism, 1% Christianity, 1% Others, 2% No answer	Unitary parliamentary constitutional monarchy	377,975 km² / 1.4%	125,502,000 / 332/km²	\$6,110 trillion / \$6,110 trillion	\$4,912 trillion / \$39,243	Japanese yen (¥)	UTC+09:00 (JST)	left
 Kiribati	South Tarawa on Tarawa	English, Gilbertese	96.8% Gilbertese, 3.2% Others	96.2% Christianity, 2.1% Bahá'í Faith, 0.5% None, 1.2% Others	Unitary parliamentary republic with an executive presidency	811 km²	119,940 / 151.9/km²	\$255 million / \$2,135	\$187 million / \$1,599	Australian dollar	UTC+12, +13, +14	left
 Madagascar	Antananarivo	Malagasy, French	26% Merina, 15% Betsimisaraka, 12% Betsileo, 7% Tsimihety, 6% Sakalava, 5% Antaisaka, 5% Antandroy, 24% Others	85.3% Christianity: 45.8% Protestantism, 38.1% Catholicism, 1.4% Other Christian; 6.9% No religion; 4.5% Traditional faiths; 3.0% Islam; 0.3% Others	Unitary semi-presidential republic	587,041 km² / 0.9%	28,427,328 / 35.2/km²	\$45,948 billion / \$1,697	\$12,734 billion / \$471	Ariary (MGA)	UTC+3 (EAT), Summer (DST) - UTC+3 (not observed)	right
 Maldives	Malé	Dhivehi	100% Maldivians	Sunni Islam (official)	Unitary presidential constitutional republic	300 km²	579,330 / 1,102.5/km²	\$11,385 billion / \$29,132	\$5,502 billion / \$14,078	Maldivian rufiyaa (MVR), United States dollar (USD, used in Maldivian resort islands)	UTC+5 (Maldives Time)	left
 Malta	Valletta	Maltese, English	80% Maltese, 20% Non-Maltese	90% Christianity: 83% Roman Catholic, 7% Other Christian; 5% No religion; 2% Islam; 3% Others	Unitary parliamentary republic	316 km² / 0.001%	516,100 / 1,633/km²	\$22,802 / \$48,246	\$15,134 / \$32,021	Euro (€) (EUR)	UTC+1 (Central European Time) / (DST) UTC+2 (Central European Summer Time)	left
 Marshall Islands	Majuro	Marshallese, English	92.1% Marshallese, 5.9% Mixed Marshallese, 2% Others	97% Christianity, 2% None, 1% Others	Unitary parliamentary republic with an executive presidency	181.43 km²	58,413 / 293.0/km²	\$215 million / \$3,789	\$220 million / \$3,866	United States dollar (USD)	UTC+12 (MHT)	right
 Mauritius	Port Louis	None (de jure), English (de facto), French (de facto)	67% Indo-Mauritians, 28% Mauritian Creoles, 3% Sino-Mauritians, 2% Franco-Mauritians	48.54% Hinduism, 32.71% Christianity, 17.30% Islam, 1.45% Others / None	Unitary parliamentary republic	2,040 km² / 0.07%	1,265,475 / 618.24/km²	\$31,705 billion / \$25,029	\$14,812 billion / \$11,693	Mauritian rupee (MUR)	UTC+4 (MUT)	left
 Micronesia	Palkir	English	48.8% Chuukese, 24.2% Pohnpeian, 6.2% Kosraean, 5.2% Yapese, 4.5% Outer Yapese, 1.8% Asian, 1.5% Polynesian, 6.4% Other, 1.4% Unknown	95.3% Christianity: 52.6% Roman Catholic, 41.7% Protestant, 1.0% Other Christian; 4.1% Folk religions; 0.6% None / Others	Federal assembly-independent republic under a non-partisan democracy	702 km²	104,468 / 58.1/km²	\$367 million / \$3,584	\$383 million / \$3,735	United States dollar (USD)	UTC+10 and +11	right
 Nauru	Yaren (de facto)	Nauruan, English	93.6% Nauruans, 1.8% while minorities include 1-Kiribati, 1.5% Chinese, 3.1% other	35,71% Nauru Congreg. Ch., 32,96% Protestantism, 12,98% Assemblies of God, 9,50% Nauru Independ. Ch., 1,48% Baptist, 7,34% Other or not stated	Unitary parliamentary republic with an executive presidency under a non-partisan democracy	21 km² / 0.57%	10,834 / 480/km²	\$132 million / \$9,995	\$133 million / \$10,125	Australian dollar (AUD)	UTC+12	left
 New Zealand	Wellington	English, Māori, NZ Sign Language	71.8% European, 16.5% Māori, 15.3% Asian, 9.0% Pacific peoples, 1.5% ME/LA/African, 1.2% Others	48.5% No religion, 37.0% Christianity, 2.6% Hinduism, 1.3% Islam, 1.1% Buddhism, 1.9% Others, 6.6% No answer	Unitary parliamentary constitutional monarchy	268,021 km² / 1.6%	5,137,520 / 19.1/km²	\$226,566 billion / \$44,226	\$243,332 billion / \$47,499	New Zealand dollar (\$) (NZD)	UTC+12 (NZST) / (DST) UTC+13 (NZDT)	left
 Palau	Ngerulmud	Palauan, English	73.0% Palauan, 21.7% Asian, 2.0% Carolinian, 1.2% European, 2.1% Other	89.7% Christianity, 5.7% Modekgei, 3.0% Islam, 2.6% Other / None	Unitary presidential republic under a non-partisan democracy	459 km²	18,233 / 46.7/km²	\$300 million / \$16,296	\$322 million / \$17,438	United States dollar (USD)	UTC+9 (PWT)	right
 Papua New Guinea	Port Moresby	English, Hiri Motu, PNG Sign Language, Tok Pisin	Papuan	95.5% Christianity: 64.3% Protestantism, 26.0% Catholicism, 5.2% Other Christian; 3.1% Unspecified; 1.4% Others / None	Unitary parliamentary constitutional monarchy	462,840 km² / 2%	8,935,000 / 15/km²	\$32,382 billion / \$3,764	\$21,543 billion / \$2,504	Kina (PGK)	UTC+10, +11 (AEST)	left
 Philippines	Manila (de jure)	Filipino, English	33.7% Visayan, 24.4% Tagalog, 8.4% Ilocano, 6.8% Bicolano, 26.2% Others	88.7% Christianity: 79.6% Roman Catholic, 9.1% Other Christian; 6.0% Islam; 5.3% Other / None	Unitary presidential republic	300,000 km² / 0.2%	109,991,095 / 336/km²	\$1.0 trillion / \$9,061	\$402,638 billion / \$3,646	Philippine peso (PHP)	UTC+08:00 (PST)	right
 Saint Lucia	Castries	English	85.3% Black (African), 10.9% Mixed, 2.2% Indian, 1.6% Other/Unspecified	90.4% Christianity, 5.9% No religion, 1.5% Other, 1.8% Other/Unspecified	Unitary parliamentary constitutional monarchy	617 km² / 1.6%	184,961 / 299.4/km²	\$2,480 billion / \$13,708	\$1,77 billion / \$9,780	East Caribbean dollar (XCD)	UTC-4 (AST)	left
 Saint Vincent and the Grenadines	Kingstown and the Grenadines	English	66% Black (African), 19% Mixed, 6% Indian, 4% European, 2% Kallinago, 3% Others	82.1% Christianity, 7.5% No religion, 1.1% Rastafari, 4.6% Others, 4.7% Unspecified	Unitary parliamentary constitutional monarchy	389 km²	100,455 / 307/km²	\$1,373 billion / \$12,431	\$864 million / \$7,827	East Caribbean dollar (XCD)	UTC-4 (AST)	left
 Apia	Apia	Samoan, English	92.6% Samoans, 7.0% Euroeseans, 0.4% Europeans, 0.1% East Asian	Christianity (official)	Unitary parliamentary republic	2,842 km² / 0.3%	202,506 / 70/km²	\$1,188 billion / \$5,962	\$881 million / \$4,420	Tala (WSS\$) (WST)	UTC+13c (WST)	left
 São Tomé and Príncipe	Portuguese	Portuguese	81.1% Christianity, 13.2% No religion, 3.1% Folk religions, 2.4% Others	Mixed African, Portuguese-African	Unitary semi-presidential republic	1,001 km²	211,028 / 199.7/km²	\$685 million / \$3,220	\$355 million / \$1,668	Dobra (STN)	UTC (GMT)	right
 Seychelles	Victoria	English, French, Seychellois	93% Seychellois Creoles, 3.0% British, 1.8% French, 0.5% Chinese, 0.3% Indian, 1.2% others	89.2% Christianity: 76.2% Catholicism, 5.7% Anglicanism, 6.9% Other Christian; 2.4% Hinduism; 1.6% Islam; 1.1% Others; 0.9% None; 4.8% Undeclared	Unitary presidential republic	459 km²	99,331 / 214.5/km²	\$3,503 billion / \$35,272	\$1,757 billion / \$17,693	Seychellois rupee (SCR)	UTC+4 (SCT)	left
 Singapore	Singapore	English, Malay, Mandarin, Tamil	62.0% Singapore Citizen: 75.9% Chinese, 15.0% Malay, 7.5% Indian, 1.6% Others, 9.2% Permanent Resident, 28.9% Others	31.1% Buddhism, 20.0% No religion, 18.9% Christianity, 15.6% Islam, 8.8% Taoism, 5.0% Hinduism, 0.6% Others	Unitary dominant-party parliamentary republic	733.1 km²	5,453,600 / 7,804/km²	\$600,063 billion / \$102,742	\$374,394 billion / \$64,103	Singapore dollar (S\$) (SGD)	UTC+8 (Singapore Standard Time)	left
 Solomon Islands	Honiara	English	95.3% Melanesian, 3.1% Polynesian, 1.2% Micronesian, 0.4% Others	97.4% Christianity: 76.6% Protestantism, 19.0% Catholicism, 1.8% Other Christian; 1.2% Folk religions; 1.4% Others / None	Unitary parliamentary constitutional monarchy	28,400 km² / 3.2%	652,857 / 18.1/km²	\$1,479 billion / \$2,307	\$1,511 billion / \$2,357	Solomon Islands dollar (SBD)	UTC+11	left
 Sri Lanka	Sri Jayawardenepura Kotte (legislative) Colombo (executive and judicial)	Sinhala, Tamil	74.9% Sinhalese, 11.2% Sri Lankan Tamils, 9.2% Sri Lankan Moors, 4.2% Indian Tamils, 0.5% Others (incl. Bangladeshi, Malays, Veddas, Chinese, Indians)	70.2% Buddhism (official), 12.6% Hinduism, 9.7% Islam, 7.4% Christianity, 0.1% Other/None	Unitary semi-presidential republic	65,610 km² / 4.4%	22,156,000 / 337.7/km²	\$306,997 billion / \$13,909	\$84,532 billion / \$3,830	Sri Lankan rupee (Rs) (LKR)	UTC+5:30 (SLST)	left
 Tonga	Nuku'alofa	English, Tongan	97.0% Tongan, 0.7% Euroeseans, 2.3% Others	98% Christianity: 54% Methodism, 18% Mormonism, 15% Catholicism, 11% Other Christian; 1% No religion; 1% Others	Unitary parliamentary semi-constitutional monarchy	748 km² / 4.0%	100,209 / 139/km²	\$655 million / \$6,496	\$493 million / \$4,888	Pa'anga (TOP)	UTC+13c (WST)	left
 Trinidad and Tobago	Port of Spain	English	37.6% Indian, 36.3% African, 24.4% Mixed: 7.66% Dougla, 4.52% Other, 6.22% Undeclared	63.2% Christianity, 20.4% Hinduism, 5.6% Islam, 2.5% No religion, 10.8% Other	Unitary parliamentary republic	5,131 km²	1,367,558 / 264/km²	\$45,148 billion / \$32,684		Trinidad and Tobago dollar (TTD)	UTC-4 (AST)	left
 Tuvalu	Funafuti	Tuvaluan, English	96% Tuvaluans, 4% Others	Christianity (Church of Tuvalu)	Unitary non-partisan parliamentary constitutional monarchy	26 km²	11,900 / 475.88/km²	\$39 million / \$3,566	\$45 million / \$2,970	Tuvaluan dollar, Australian dollar (AUD)	UTC+12	left
 United Kingdom	London	English	87.1% White, 7.0% Asian, 9.0% Black, 2.0% Mixed, 0.9% Other	59.5% Christianity, 25.7% No religion, 4.4% Islam, 1.3% Hinduism, 0.7% Sikhism, 0.4% Judaism, 0.4% Buddhism, 0.4% Other, 7.2% No answer	Unitary(e) parliamentary constitutional monarchy	242,495 km² / 1.51%	67,081,000 / 270.7/km²	\$3,752 trillion / \$55,301	\$3,376 trillion / \$49,761	Pound sterling (GBP)	UTC (Greenwich Mean Time, WET) / (DST) UTC+1 (British Summer Time, WEST)	left
 Vanuatu	Port Vila	Bislama, English, French	98.5% Ni-Vanuatu, 1.5% Others	93.3% Christianity: 35.0% Presbyterianism, 44.5% Other Protestant, 13.8% Catholicism; 4.1% Folk religions; 1.2% None; 1.4% Others	Unitary parliamentary republic	12,189 km²	307,815 / 19.7/km²	\$820 million / \$2,850	\$957 million / \$3,327	Vatu (VUV)	UTC+11 (VUT Vanuatu Time)	right
 Northern Cyprus	North Nicosia (de facto), Nicosia (de jure)	Turkish	Turkish Cypriots	91.5% Muslim: 90.58% Sunni, 0.91% Shiite, 7.10% Christian, 1.39% Not Religious	Unitary semi-presidential republic	3,355 km²	326,000 / 93/km²	\$4,234 billion / \$14,942		Turkish lira (₺) (TRY)	UTC+2 (EET) / UTC+3 (EEST)	left
 Taiwan	Taipei	Standard Chinese	95-97% Han, 2.3% Indigenous[a], 0.7-2.7% Others	43.8% Folk, 21.2% Buddhism, 13.7% No religion, 5.6% Christianity, 1.0% Islam, 15.5% Others	Unitary semi-presidential republic							